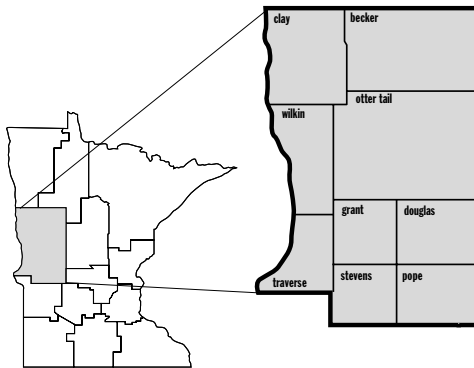


Region 4



Region 4 Counties

Becker
Clay
Douglas
Grant
Otter Tail
Pope
Stevens
Traverse
Wilkin

Largest Cities

Moorhead
Fergus Falls

Low-Wage Jobs in Region 4

27%
of jobs pay less
than \$9.80/hour

Source: Minnesota Department
of Employment and Economic
Development, 2007 wage data.

Monthly Basic Needs Budgets by Family Size



1 adult

**1 adult,
1 child**

**1 adult,
2 children**

**2 adults,
2 children,
1 FT worker**

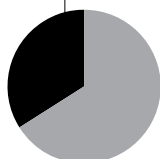
**2 adults,
2 children,
2 FT workers**

Food	\$252	\$328	\$482	\$669	\$669
Housing	\$449	\$573	\$573	\$763	\$763
Health Care	\$144	\$272	\$400	\$478	\$478
Transportation	\$472	\$472	\$472	\$472	\$705
Child Care	\$0	\$445	\$648	\$0	\$648
Clothing/Other	\$169	\$228	\$263	\$272	\$272
Net Taxes	\$327	\$159	\$141	-\$161	\$342
Monthly Total	\$1,813	\$2,477	\$2,979	\$2,493	\$3,877
Annual Income	\$21,756	\$29,724	\$35,748	\$29,916	\$46,524
Hourly Wages	\$10.46	\$14.29	\$17.19	\$14.38	\$22.37

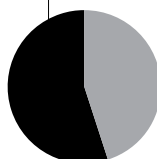
\$11.19 each

Share of Jobs Below the Required Wage

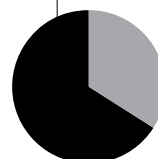
33% pay less
than \$10.46/hour



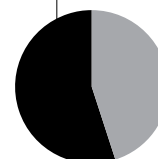
55% pay less
than \$14.29/hour



67% pay less
than \$17.19/hour



55% pay less
than \$14.38/hour



38% pay less
than \$11.19/hour

